

- [Home](#)
- [Dealer Locator](#)
- [Apparel](#)
- [Contact Us](#)

- [Models](#)
 - [45 Convertible](#)

45 Convertible

Speed, strength and durability are the hallmarks of the 45 Convertible. A fishing machine that will help you take on the roughest waters.

[more](#)

- [Reviews](#)
- [Specifications](#)

34 Express

- [41 Express](#)

41 Express

The 41 Express is the finest sportfishing yacht in its class.

[more](#)

- [Reviews](#)
- [Specifications](#)

- [38 Express](#)

38 Express

Don't be fooled by the style and comfort of the 38. This proven tournament winner is equipped for those who fish to win.

[more](#)

- [Reviews](#)
- [Specifications](#)

- [34 Express](#)

34 Express

You will be amazed by the performance and maneuverability of the 34 Express, especially with the optional IPS!

[more](#)

- [Reviews](#)
- [Specifications](#)

- [Company](#)
 - [News](#)



Get up to date on everything Rampage.

- [Showroom](#)



To truly appreciate all that goes into making Rampage the Offshore Authority, step into our showroom in Oconto, Wisconsin.

- [The Rampage Story](#)



For more than 25 years, Rampage Sport Fishing Yachts have taken the world fishing. Today's Rampage is still a rugged offshore fishing platform, but built to an unrivaled level of comfort and style.

- [Mission](#)



From the very beginning, we have dedicated all of our efforts and expertise to earning the title Offshore Authority. A title we continue to earn with each sport fishing yacht that goes out our door.

- [Events](#)

- [Boat Shows](#)



Visit us at one of these upcoming boat shows and take a closer look at the latest design options and technologies available on the new Rampage models.

- [Tournaments](#)



If you captain a Rampage, you're driven to compete. Put your angling skills to the test at one of these upcoming events.

- [Search](#)

What are you looking fo

-


-
-
-
-
-
-
-
-

video-hold1


video-hold2

video-hold3

video-hold4



▶ 00:00 00:00 🔊 🔄

- 
- [Gallery](#)
 - [Videos](#)
 -
 - [Features](#)
 - [Specifications](#)
 - [Options](#)
 - [Reviews](#)
 -

FEATURES

The 34 Express is all business - with lots of pleasure mixed in. She's got a Carolina flared hull which gives her a soft, dry, head sea ride, yet still provides a lot of space below. There are several options to choose from to allow you to put the storage where you want. For example, a lockable tackle center option with slide-out storage drawers, dividers, and a fiberglass sink with spray nozzle and cooler boxes, giving you everything you need for a serious fishing trip.

With the addition of the optional Sport Fish Control Package, backing down will be a dream. The high tech DPS (Dynamic Positioning System) will keep the boat (within plus/minus 2 meters under normal conditions) on your favorite fishing spot for hours. Add Volvo Pentas famous Joystick technology, and you have an incredibly agile fishing boat.

HULL

- Five-year transferable structural warranty
- Three-year warranty against gel coat blisters below the waterline
- Low VOC Isophalic gel coat finish
- Vinylester skin coat
- Molded fiberglass construction using premium polyester resin and bi-axial stitched fabric reinforcement
- Solid fiberglass hull bottom with cored hull sides relieved at all thru-hull fittings
- Fiberglass stringer system, foam-cored
- Anti-fouling bottom coating including epoxy primer, sealer, and ablative top coat
- 316 stainless steel hull side thru-hull fittings
- Bronze underwater thru-hull fittings



DECK

- Molded fiberglass using polyester resin, bi-axial stitched fabric reinforcement and core construction
- Polished stainless steel anchor roller assembly
- Heavy-duty, black rub rail with stainless steel insert
- 316 stainless steel 1 1/4" bow rail
- Anodized aluminum windshield with electrically actuated center vent
- Three windshield wipers, self-parking with heavy duty pantograph arms
- Six 10" stainless steel cleats

COCKPIT

- 70 sq. ft of usable cockpit area
- Dockside water inlet
- 5' insulated fishbox with macerator pump-out
- Six stainless steel rod holders
- Cockpit walls and muffler cavities treated with sound installation
- 1/2" aluminum plate for fighting chair installation
- Courtesy lighting
- Transom door with top gate and heavy duty latch
- Raw water wash-down system
- Fresh water wash-down system
- Self bailing cockpit
- Removable cockpit bolsters
- SS gunwale hawse pipes

HELM DECK



- Molded fiberglass helm deck with electric arm lift and cockpit switch
- Ladder-back helm and companion seating
- Portside L-shaped lounge seating with cooler tub below
- Port side seat rotates to forward position with footrest
- Sliding hatch with lockable bi-fold acrylic cabin door
- Grab handles
- Day hatch engine room access

HELM CONSOLE

- 34" x 13" Electronics area
- Tilt out helm pod for easy access to electronics and wiring
- Digital engine displays with audible warning system
- Backlit switch panel
- High-water alarm
- Edson® stainless steel helm wheel with comfort grip and control knob
- Hydraulic steering system with tilt helm
- Stereo remote control
- Compass with light



MAIN CABIN

- Headroom – 6' 6"
- Forward dinette converts to four upper and lower bunks or two bunks above with full size berth below
- Finished fiberglass liner bonded to stringer system
- 3M® Thinsulate sound insulation throughout interior
- Fiberglass sole with removable carpet

- Privacy curtain
- Sofa converts to queen size berth
- Cherry interior
- 120-volt duplex outlets, GFI protected
- Clarion® AM/FM/CD stereo with four speakers and helm remote
- Recessed lighting
- Reading lights
- Hanging locker
- CO monitor
- Rod storage above sofa
- Rod storage outboard of each bunk
- TV wiring




GALLEY

- Two-burner ceramic cook top
- Solid surface counter top
- Microwave oven
- Refrigerator with top freezer, AC/DC
- Stainless steel sink with solid surface insert



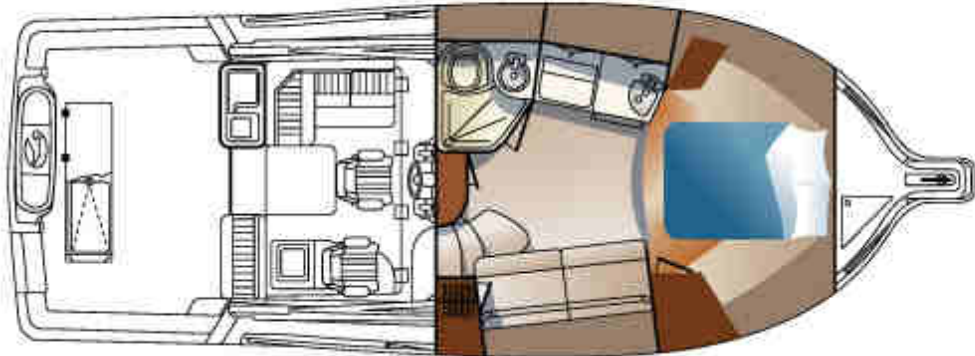
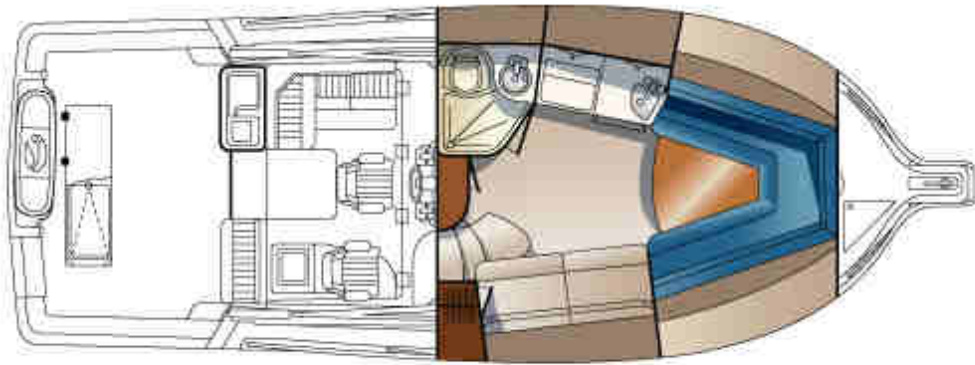
HEAD COMPARTMENT

- Vanity with stainless steel sink, solid-surface counter top and storage cabinet
- Tecma® marine toilet system with integral macerator
- Handheld shower with built-in mixer
- Toiletry storage cabinet with mirror doors
- Solid cherry door
- Overhead hatch with screen
- Ventilation fan



SPECIFICATIONS

Interior Layout



LOA Hull	33' 0"
LOA with integrated Pulpit	35' 6"
Beam	13' 0"
Draft	30"
Deadrise	18 degrees
Approximate Dry Weight, Gas Engines	18,200 lbs
Approximate Dry Weight, Diesel Engines	19,200 lbs
Fuel Capacity	400 gals
Fresh Water Capacity	60 gals
Holding Tank Capacity	45 gals
Cabin Headroom	6' 6"
Sleeping Accommodations	6 adults
Bridge Clearance with Hardtop	10' 0"
Bridge Clearance with Upper Station	18' 0"

ENGINE ROOM & MECHANICAL

ELECTRICAL

- Rule® Bilge pumps, 12V automatic/manual
- Bonding system with transom zinc plate
- Double stainless steel hose clamps on all thru-hull fittings
- Double stainless steel T-clamps on engine exhaust hoses
- Engine room sound insulation
- Fireboy® automatic fire extinguishing system
- Certified 5052 marine aluminum fuel tank
- Fuel filters water separators on main engines and generator
- Hull side engine room ventilation with bilge blowers
- Holding tank with remote gauge and dockside pumpout
- Constant pressure water system
- Six-gallon water heater, stainless steel
- Fiberglass mufflers
- Propeller shafts – Aquamet 22®
- Bronze rudders
- Bronze struts
- Dripless, PSS® shaft seals
- Recessed hydraulic bennett trim tabs
- Internal basket strainers
- AC distribution panel with line voltage, reverse polarity light and main breakers protected against reverse polarity
- DC electrical distribution panel with battery voltage and load meters
- Circuit breaker protection throughout
- Vapor proof battery isolator
- Three heavy duty 12V marine batteries
- Bonded electrical system with galvanic isolator
- Battery charger, automatic 50 amp
- 30 amp shore power with cord

[top](#)

OPTIONS

ENGINES

- Twin Crusader® 8.1 HO MPI, 425 HP, Gas*
- Twin CAT® C7, 460 MHP, DSL**

HEAD COMPARTMENT

- Macerator Pump w/ Overboard Discharge

*Mechanical Controls ** Troll & Electronic Controls

- Twin Volvo Penta D6 500 IPS, 370 HP DSL
- Twin Volvo Penta D6 600 IPS, 435 HP DSL
- IPS Sport Fish Mode

HULL COLOR

- Rampage White Hull, Standard
- Rampage Fighting Lady Yellow Hull
- Rampage Flag Blue Hull
- Rampage Ice Blue Hull
- Rampage Aqua Mist Green Hull
- Painted Boot Stripe

HARDTOP – TOWER – ENCLOSURE

- Hardtop (Includes 6 Rocket Launchers, 2 Spreader Lights, Red & White Courtesy Lights)
- Upper Station w/ Easy Access Tower (Electronic Controls Only) (Includes Hard Top, 4 Rocket Launchers, 2 Spreader Lights, Red & White Courtesy Lights, Controls & Wheel)
- Tuna Tower (Electronic Controls Only)
- Lee® Sidewinder Hardtop-Mounted Outriggers
- Lee® Single Spreader, Tower-Mounted Outriggers
- Canvas, Three-Sided Enclosure
- Canvas, Aft Curtain
- Canvas, Helm Cover
- Canvas, Upper Station Console Cover

ELECTRICAL SYSTEM

- ZF Back-Up Controls
- Upper Station Murphy Display
- Electric Reel Outlets (2)
- Kohler Generator, 7.3KW, Gas, 120V (N/A with Sound Shield)

EXTERIOR & MECHANICAL

- Algae-X® Fuel Conditioning System
- Helm Area Air Conditioning/Heater, 120V
- Helm Area Air Conditioning/Heater, 220V
- Insulated Fish Bag
- Oil Exchange System for Generator, Engines & Transmissions
- Cockpit Icemaker, 120V
- Cockpit Icemaker, 220V
- Freezer Box, 120V
- Freezer Box, 220V
- Aluminum Bow Rail
- White Rub Rail with Stainless Steel Insert
- Raymarine Electronics Package - Lower Station Only**
- Raymarine Electronics Package - Upper & Lower Helm**
**Navionics Chip Not Included
- Safety Package (Mobilert and Winslow Liferaft)
- Safety Package (Mobilert and Winslow Liferaft) with Cradle and Pelican Case
- Swim Platform w/ Boarding Ladder
- Step Box/Storage Tub, White
- Maxwell® RC 800 Windlass with Anchor, 25' of Chain and 300' of Line and Foot Switches
- Storage Cradle
- Sail Away Kit -Includes 8 Life Jackets with Case, Life Ring, Signal Kit, 6 Dock Lines, 4 Fenders with Ropes, Fog Bell, Rules of the Road Booklet
- Transom Seat, Fold-A-Way

DECK LAYOUT

Port Side (Must Select One)

- Aft Facing Seat with Cooler
- Bait Prep Unit with Sink and Tackle Storage

- Kohler Generator, 6KW, Gas, 220V (N/A with Sound Shield)
- Kohler Generator, 9KW, DSL, 120V (N/A with Sound Shield)
- Kohler Generator, 8KW, DSL, 220V (N/A with Sound Shield)

CE/INTERNATIONAL

- CE Standards, Gas
- CE Standards, Diesel
- International Standards, Gas
- International Standards, Diesel

GALLEY & INTERIOR

- Air Conditioner/Heater, 120V
- Air Conditioner/Heater, 220V
- 15” LCD TV w/ DVD Player (U.S. Only)
- Teak Flooring w/ Removable Carpet
- Decorative Towel/Pillow Package, Tropica
- Decorative Towel/Pillow Package, Lagoon

[top](#)

REVIEWS

{reviews}

- Entertainment Unit with Sink and Bottle Storage
- Baitwell Unit

Starboard Side (Must Select One)

- Aft Facing Seat with Cooler
- Bait Prep Unit with Sink and Tackle Storage
- Entertainment Unit with Sink and Bottle Storage
- Baitwell Unit

Rampage 34 Express (2009-2010)

(w/ 2 x 370-hp Volvo Penta IPS500 - Diesel)

- [Careers](#)
- [Legal](#)
- [Site Map](#)

-